

# LD22

High power 24V Linear LED cove light



Data sheet - Page 1

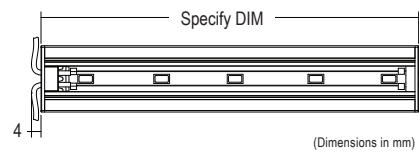
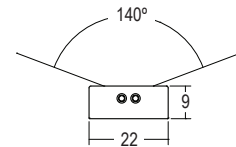


LD22 is a very small, low profile linear system. Designed to maximise the light output with a broad beam, it is ideal for coves, shelf details, recesses and highlighting architectural details. It is a 24V DC system allowing long lengths to be powered from a single driver.

## Key Features

- Choice of LED outputs depending on the application including RGB + tunable white
- Very low profile
- Clear cover is supplied as standard. A frosted diffuser can be specified, creating a softer light effect which can be useful in tight details
- A range of fixing options including a miniature adjustable bracket allows maximum flexibility
- IP40 as standard with an IP54 option for pool/spa coffers (not exterior applications)
- Lengths are custom made to suit to a maximum of 3014mm, so no dark spots!
- Short pieces can be made interlinked to accommodate curves
- Available with Switched, 1-10V, DMX or Dali drivers

## Dimensions



# LD22



## High power 24V Linear LED cover light

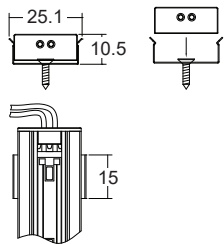
Data sheet - Page 2

LED output options	LG500 500 lm/m		LG1200 1200 lm/m		LG2000 2000 lm/m		RGB 435 lm/m	TW2000 2000lm/m
Applications								
Description	500 lm tape		1200lm tape		2000lm tape		RGB tape	Colour change
Colour Temperature	2200K / 2500K / 2700K	3000K / 4000K	2000K / 2400K / 5000K	2700K / 3000K / 4000K	2000K / 2400K / 5000K	2700K / 3000K / 4000K	-	2700K + 6500K
CRI	80+		80+	90+	80+	90+	-	80+
Delivered lumens / m	480lm/m	520lm/m	1200lm/m		2000lm/m		435 lm/m	2000lm/m
Watts / m	3.9W/m		10.4W/m		18W/m		18W/m	18.5W/m
Lumens per watt	128lm/w		113lm/w		111lm/w		24.1 lm/w	108lm/w
LED cut increments	100mm		100mm		100mm		100mm	75mm
LED spacing	14.3mm		14.3mm		14.3mm		25mm	12.5mm
Min single length	114mm		114mm		114mm		114mm	89mm
Max single length**	3014mm							
LED	Osram Flex							
Voltage (V)	24V DC							
LED lifetime	50,000hrs (to 70% lumen output)							
Max ambient Temperature	45°C							
Materials	Silver anodised aluminium extrusion with ABS plastic end caps. Stainless fixing clips. Anodised aluminium brackets.							
IP rating	IP40 as standard (IP54 option for pool/spa applications - not for exterior use)							

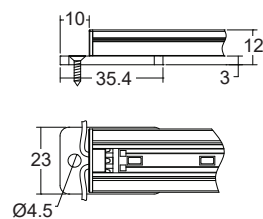
\* Shipping and practicalities of installation need to be considered when specifying long lengths

### Fixing Options

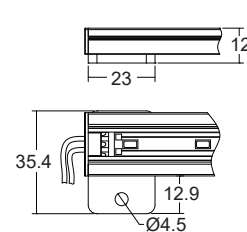
#### /SC - Spring clip fixing



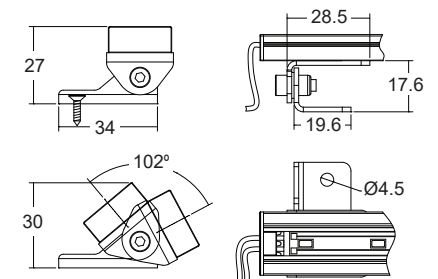
#### /BEM - Bracket end mounting (Max 1000mm)



#### /BSM - Bracket side mounting



#### /ABM - Adjustable bracket mounting



(Dimensions in mm)

# LD22

High power 24V Linear LED cove light



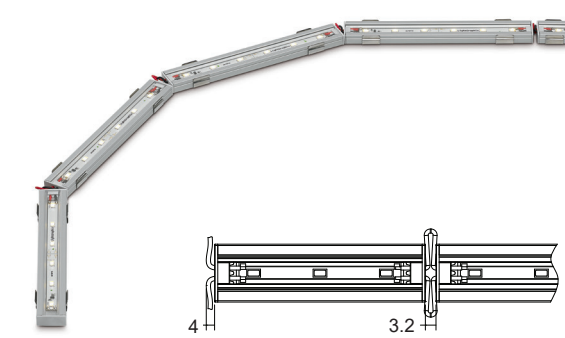
Data sheet - Page 3



Project: Private Residence  
Design: Spectron  
Product: LD22

## Linked sections

LD22 can be linked to allow for curves. The length of each module depends on the LED used and the radius of the curve.



## Cover options

Frosted cover diffuses the light source and softens the beam edges

/CC - Clear cover

/FC - Frosted cover





# LD22

High power 24V Linear LED cove light



Data sheet - Page 4



## Photometrics

Photometric files are included in the design pack which can be downloaded from the LD22 product page on the website.

## Order Codes and Options

Product code	LED	LED colour	Cover	Fixing option	IP rating	Length
LD22						

Example: LD22 / LG1200 / LW30 / CC / SC / IP40 / 2000mm

LED output options		Suffix
LG500	500 lm/m	/LG500
LG1200	1200 lm/m	/LG1200
LG2000	2000 lm/m	/LG2000
RGB	475 lm/m	/RGB
TW2000	2000 lm/m	/TW2000

LED colour options		Suffix
LG500	Candle White - 2200K	/LW22
	Super Warm White - 2500K	/LW25
	Extra Warm White - 2700K	/LW27
	Warm White - 3000K	/LW30
	White - 4000K	/LW40
LG1200 + LG2000	Candle White - 2000K	/LW20
	Super Warm White - 2400K	/LW24
	Extra Warm White - 2700K	/LW27
	Warm White - 3000K	/LW30
	White - 4000K	/LW40
TW2000	Cool White - 5000K	/LW50
	Tunable White - 2700K + 6500K	/LW27 + /LW65

\*Other LED colour temperatures are available. Please speak to a member of our sales team.

Cover options		Suffix
Clear Cover		/CC
Frosted Cover		/FC

Fixing options		Suffix
Spring Clips		/SC
Bracket end mounting (Max 1000mm)		/BEM
Bracket side mounting		/BSM
Adjustable bracket mounting		/ABM

IP options		Suffix
IP40 (internal use as standard)		/IP40
IP54 rated for moist environments (not for exterior use)		/IP54

### To be used with 24V constant voltage LED Drivers and Controllers

We offer a range of drivers with 1-10V, DMX, and DALI dimming options. Please download the data sheet from the downloads section at [www.lightgraphix.co.uk](http://www.lightgraphix.co.uk), or contact us for more information